

WLM2 Series LED Step Light



Low Voltage - Accent - Easy Mounting

The WLM2 step light contains one LED and has an onboard driver that accepts low voltage input. It is ideal for any location that is difficult to maintain, a low level pathway system, architectural accent, staircase, deck, outdoor kitchen, etc. Easily mounts to wood, tile, stone, glass and stainless steel.

IP67 Rating

Specifications

LED Features:

Long life, up to 60,000 hours. Low 1.5 watt power consumption. Low profile. Uses the latest LUXEON® Rebel LED technology. 40 lumen minimum output for white. Consult factory for additional options. Cool white (5300K, 40 lumens min). Warm white (3050K, 40 lumens min). Neutral white (4000K, 40 lumens min).

Operating Conditions:

Runs off 12V AC or 24V DC power Supply. Current draw equals 0.128A @ 12VDC, 1.5 watts. Multiple modules can be connected in parallel for longer runs off a single supply. Ambient temperature limits -30°C to +55°C (-22°F to 131°F).

Housing:

Anodized aluminum housing and covers. Optional polycarbonate niche mounting box available for direct burial in concrete or ground.

Material/Finish:

Aluminum base and “snap-on” top cover. PMMA lens. Teflon Lead Wires 20” (508mm) long, 20AWG.

Warranty:

Five year limited warranty.

Certification:

ETL listed to UL2108 standards for dry, damp or wet locations.

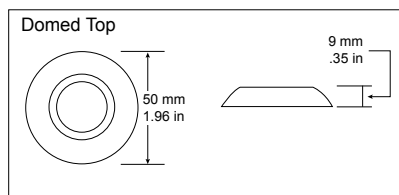
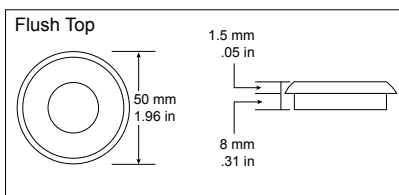
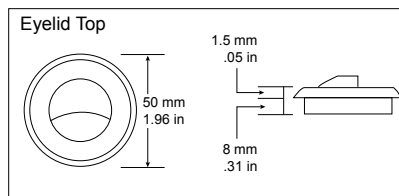
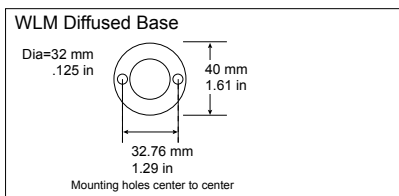
IP Rating:

IP67 rated for interior or exterior use.

Accessories:

WLMJB: Recessed Mounting Box

Dimensions



WLM2 Series LED Step Light

Project:

Fixture Type:

D=Dome
E=Eyelid
F=Flat

C=Cool White
N=Neutral White
W=Warm White
R=Red
G=Green
B=Blue
A=Amber

D=Diffused
S=Spot

SLV=Silver

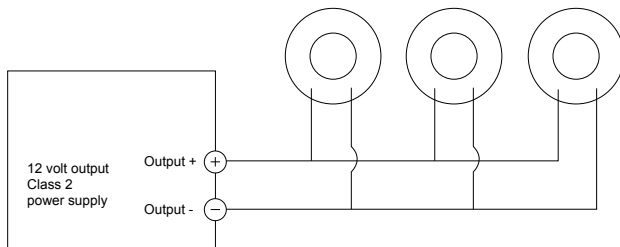
Ordering Logic				
Model No.	Cover	LED Color	Optics	Finish
WLM2	(D)	()	()	(SLV)
WLM2	(E)	()	(D)	(SLV)
WLM2	(F)	()	()	(SLV)

LED Color

C = Cool white 5300K, 40 lumen min.
N = Neutral white 4000K, 40 lumen min.
W = Warm white 3050K, 40 lumen min.

Model No.: WLM2	Cover:	LED Color:	Optics:	Finish: SLV
---------------------------	--------	------------	---------	-----------------------

Wiring Diagram




Project Notes:

Approval:

Any dimension on this sheet is to be assumed a reference dimension and used for information purposes only. It does not govern manufacturing or inspection requirements.

Bronzelite[®]
100 Craftway Drive • Littlestown, PA 17340
800 273-1569 • Fax 717 359-9545 www.bronzelite.com

 Some luminaires use fluorescent or high intensity discharge (HID) lamps that contain small amounts of mercury. Such lamps are labeled "Contains Mercury" and/or with the symbol "Hg." Lamps that contain mercury must be disposed of in accordance with local requirements. Information regarding lamp recycling and disposal can be found at www.lamprecycle.org